

STRATEGIC PLAN



2015 – 2020

BOARD OF EDUCATION¹

Claire L. Thompson , President

Melora S. Christopher, Vice President

Carolyn R. Wilhight, Secretary

Zachary R. Bradford

Kari D. Christiansen

Rebecca H. Lasky

Donald A. Slager

ADMINISTRATION

Dr. Michael J. Dziallo, Superintendent

Robert A. Fritch, Director of Finance & Operations/Chief School Business Officer

Yolanda M. Valdés, Director of Curriculum

Mary Mamolella, Special Needs Coordinator

Gregory W. Leban, Principal – Westchester Middle School

Stephanie M. DelFiacco, Assistant Principal – Westchester Middle School

James H. Letsos, Principal – Westchester Intermediate School

Lori Henkels, Principal – Westchester Primary School

¹ The Strategic Plan was officially adopted by the Board of Education on April 30, 2015.

DISTRICT STRATEGIC PLANNING COMMITTEE

Georgia Becker, Student – Westchester Middle School

Demetrios Brillakis, Student – Westchester Middle School

Laura Czajka, Teacher – Westchester Intermediate School

Ginger DeFalco, Parent / Staff - Westchester Primary School / VP WMS WPTC

Anita Dugandzic, Teacher – Westchester Intermediate School

Olga Foley, Parent

David Galandak, Parent

Kelly Hernandez, Teacher – Westchester Primary School

Kristen Jacobsen, Westchester Public Library

Kristen Lasky, Teacher – Westchester Intermediate School

Tracy Markey, Parent

Samuel Martínez, Student – Westchester Middle School

Janet Matthys, Village Manager – Village of Westchester

Tiffany McMorrow, Teacher – Westchester Intermediate School

Debbie Milas, Parent

Kelly Murray, Student – Westchester Middle School

Laura Panuska, WMS Secretary / WSSA President

Irma Pérez, Parent

Molly Quiroz, Parent

Ali Rothbaum, Community Resident / Chamber of Commerce

DISTRICT STRATEGIC PLANNING COMMITTEE

(continued)

Eric Schmidt, Parent

Dawn Scianna, Teacher – Westchester Middle School

Laura Simek, Parent

LaDonna Stokes, Parent

John Tomczak, Teacher – Westchester Middle School

Ofcr. Robert A. Verber, School Resource Officer / Westchester Police Department

Sheri Wagner, Secretary to the Superintendent

Dana Weslowski, Parent / Vice President –WPS WPTC

BRIEF HISTORY OF WESTCHESTER PUBLIC SCHOOLS, DISTRICT 92½



HISTORY OF WESTCHESTER PUBLIC SCHOOLS, DISTRICT 92½

The Village of Westchester was incorporated in 1925. On October 18, 1928, residents petitioned the School Trustees of Proviso Township to form a school district in Westchester. The trustees created School District 92½ by taking sections of Districts 88, 92, and 93. On January 5, 1929, the first Board of Directors election was held.

At the first School Board meeting held on January 14, 1929, Grant Britten was elected the Board's first president to serve a term of one year. Next, the Board of Directors approved a motion to purchase two school sites.

Construction soon began on Grant N. Britten School located at Gladstone and Newcastle. Mr. Britten was not only the first School Board president but also the first Village president. Construction also began on George F. Nixon School located at Canterbury and Norfolk. Mr. Nixon donated the land for the school and played a major role in the development of the village.

While the two-room schools were under construction, students attended classes at completed homes at 1623 Newcastle and in the 700 block of Newcastle. These houses were rented from the developers by the District. Each house had about 15 students of all ages. The houses were used until Britten School opened in September 1930 and Nixon School opened in January 1931. The two new schools were constructed at a cost of approximately \$42,000.

The first teachers hired by the District were Miss Nancy LaMarr and Miss Mary Reese. In August 1934, the schools became grade-level centers with Grades 1 and 6 through 8 attending Nixon School while Grades 2 through 5 attended Britten School.

However, in October 1929, before the schools were completed, the stock market crash ushered in the Great Depression. The village grew from 390 residents in 1931 to 1,631 in 1943, and the school population quickly increased creating the need for additional classroom space. It was not easy to find money for much of anything let alone new schools or school additions. However, throughout the hard times, the community banded together to help the schools and the children. From 1942-1949, arrangements were made to rent the basement of the Grace Evangelical Lutheran Church. Prior to the completion of the two-room addition to the Britten School, students also attended Wilson School in Bellwood SD 88 on a tuition basis.

One innovative solution to the overcrowding came from the donation of a Civilian Conservation Corps, a public works program, barracks from the Forest Preserve District. This building was used during the war to house war prisoners and later to house workers of the Manhattan Project which created the atom bomb. After moving it to Westchester, it was remodeled and named Romilly Hall. It served as three classrooms until 1947.

The increase in residential construction in the late 1940s further necessitated expansion at both Nixon and Britten Schools. In August 1953, a new school site was added in the High Ridge area, and in September 1954, High Ridge School opened with 11 classrooms.

In April 1956, a plot of seven acres was acquired for use as a playground for Britten School. This property is still called Gladstone Park.

The new year, 1957, brought additional growth to District 92½. Besides the construction of additions to Britten and High Ridge Schools, a new school site of 8.2 acres of land south of 22nd Street was acquired. In August 1958, the Board of Education authorized the preliminary plan for the Mary Jane Kennedy School, and the school opened in September 1959. In the master plan used by the Board in determining district needs, equivalent facilities were carefully stressed. The four schools each served students in kindergarten through eighth grade and had a library, kindergarten, physical education, locker room and special services for students.

In 1972, District 92½ served over 2,000 students. By 1980, enrollment declined to 974 students, and the Board of Education studied the financial condition of the District, the impact of declining enrollment and the cost associated with continuing to operate four schools. A referendum to increase the tax rate failed, and after numerous public meetings, the Board reluctantly closed the Grant N. Britten School and Mary Jane Kennedy School in June 1981.

In September 1981, the Board implemented a plan providing for one kindergarten-through-fifth-grade school and one middle school for grades six through eight. High Ridge School was renamed Westchester Elementary School, and George F. Nixon School was renamed Westchester Middle School. This action was taken because of the Board's desire to unify the community and to create a feeling of identification and pride in the reorganized schools.

In the late 1980s, enrollment at Westchester Elementary School began to increase, and the Board of Education and Administration realized the need for additional classroom space. The Board formed a Task Force to examine facility options. After consideration of an addition, the decision to reopen the Mary Jane Kennedy School as a primary attendance center was made. The Mary Jane Kennedy building was an ideal facility fitting the needs of primary students. The building was renovated and plans were made to divide the Westchester Elementary School staff, instructional materials and resources to facilitate the separation of the K-5 classes. The building was reopened to serve students in Kindergarten through Grade 2. The Mary Jane Kennedy building became the home of Westchester Primary School in August 1994. The Westchester Elementary School, now housing students in Grades 3 through 5, was renamed Westchester Intermediate School. Students in Grades 6 through 8 continued to attend Westchester Middle School in the George F. Nixon building.

Romilly Hall has since been converted to house the District's bus fleet. The District continues its proud tradition of a well-rounded curriculum rich in fine arts (visual arts, instrumental and vocal music). Since its creation in 1929, the Westchester Public Schools, District 92½, have served thousands of students remaining dedicated to excellence in education empowering students to be leaders in their communities.



WESTCHESTER PUBLIC SCHOOLS, DISTRICT 92½, VISION

Westchester Public Schools, District 92½, will provide every student with a well-rounded education empowering them to become the next generation of critical thinkers who will lead their communities.

WESTCHESTER PUBLIC SCHOOLS, DISTRICT 92½, MISSION

Westchester Public Schools, District 92½, will apply inquiry-based strategies within the curriculum and foster a culturally responsive, caring and safe environment that addresses the instructional needs of all students while developing leadership skills and opportunities.

ILLINOIS AT-A-GLANCE REPORT CARD



Illinois At-a-Glance Report Card

The Illinois At-a-Glance Report Card serves as a snapshot for the public to ascertain the academic success of a school district/school in an easy format to understand. Below is a brief explanation of the various data points presented in the Report Cards.

Westchester SD 92-5

Academic Growth: Academic Growth is a measure determined by the Illinois State Board of Education (ISBE) based on the previous year's student achievement data in comparison with the current year's data. Scores over 100 indicate that students are improving relative to their grade level. Westchester Public Schools students have shown growth in both reading and mathematics in the 2013-2014 school year when looked at in the aggregate for the district.

Academic Success: Academic Success indicates the percentage of students who have met or exceeded standards as measured on the Illinois Standards Achievement Test (ISAT). Beginning with the 2011-2012 school year, the cut scores for meeting standards were radically increased to be more aligned to the Prairie State Achievement Examination (PSAE). In addition, ISAT was beginning to align test questions to the Common Core State Standards (CCSS) in addition to the Illinois Learning Standards (ILS). The 2014 ISAT was aligned completely to the CCSS, and it was also the final year for the test administration. The Partnership for Assessment of Readiness for College and Careers (PARCC), a test administered online by Westchester Public Schools, has replaced the ISAT beginning with the 2014-2015 school year. Westchester Public Schools students overall have narrowly outperformed their peers across the State.

Student Characteristics: Student characteristics data reflect the diversity that is found in the Westchester Public Schools.

School Environment: School environment is measured using the 5Essentials Survey. It allows students in grades 6-12 and all teachers to share their perspectives on essential conditions for learning. In addition, parents of students participate in the survey as well. The anonymous survey consists of five components: Effective Leaders, Collaborative Teachers, Ambitious Instruction, Supportive Environment, and Involved Families. These data are not reported at the district level.

Student Attendance and Mobility: The attendance rate is the percentage that students are actually present for the school year. Westchester Public Schools enjoyed a 96% attendance rate for the 2013-2014 school year.

Chronic Truancy Rate: The Chronic Truancy Rate is the percentage of students who have been absent without valid cause (i.e., unexcused absence) for five percent or more of the school year. Westchester Public Schools experienced three percent of its students absent without cause for five percent or more of the school year.

Student Mobility: The student mobility rate is the percentage of students who transfer in and/or out during the school year. For the 2013-2014 school year, the district's mobility rate was nine percent.

District Finance – Instructional Spending Per Pupil: The district has consistently increased its spending for the purpose of teaching and learning in the classroom over the past few years. However, Westchester Public Schools continues to spend fewer monies than the average from across the State.

District Finance – Operational Spending Per Pupil: The operational spending, which includes instructional spending along with spending for operations & maintenance and transportation, has seen an increase in spending as the district has made some repairs to its facilities. Similar to instructional spending, the district has consistently expended less than the average from across the State.

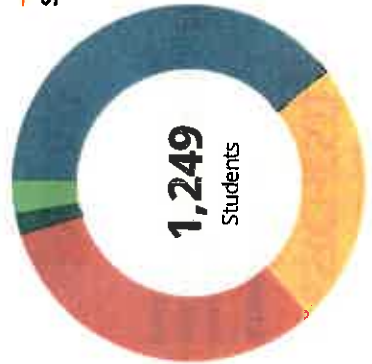
Educator Measures: In the last six year, schools in the district have been led by an average of three principals per school. In the last three years, an average of 85% of the teachers has returned to the same school from one year to the next. Measures of teacher attendance and proficiency will be added to the At-a-Glance Report Card beginning for the 2014-2015 school year.

WESTCHESTER SD 92-5

9981 CANTERBURY ST WESTCHESTER, IL 60154 4424 (708) 450-2700

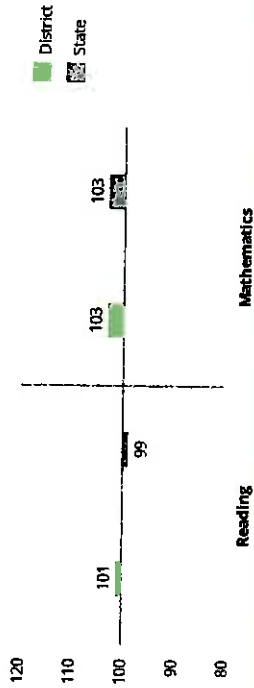
Grades: P-8
Superintendent: Dr. Michael Dziallo

FAST FACTS



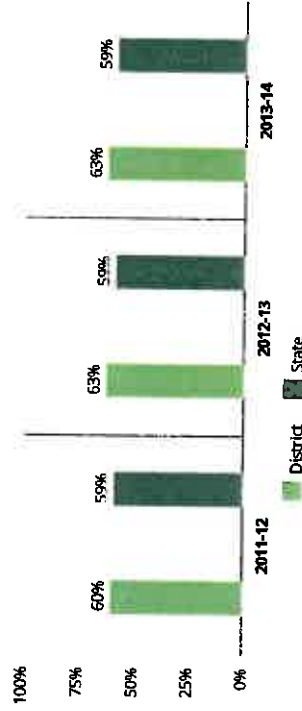
Academic Growth

To measure the amount of academic growth a schools students demonstrate, Illinois compares students' performance on the ISAT from one year to the next. Scores over 100 indicate that students are improving relative to their grade level, for example by moving from Below Standards to Meets Standards.




Academic Success

The percentage of students who meet or exceed standards on the Illinois Standards Achievement Test (ISAT).




Student Characteristics




School Environment

Effective Leaders
Collaborative Teachers



The **5Essentials Survey** allows students in grades 6-12 and all teachers to share their perspectives on essential conditions for learning. The anonymous survey consists of 5 components.



Effective Leaders

Do principals and teachers implement a shared vision for success?

Collaborative Teachers

Do teachers collaborate to promote professional growth?

Ambitious Instruction

Are the classes challenging and engaging?

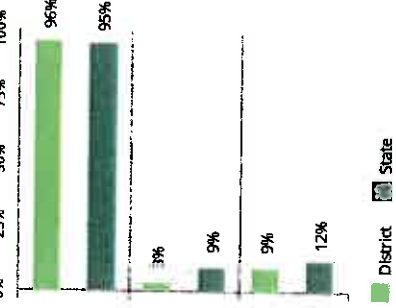
Supportive Environment

Is the school safe, demanding, and supportive?

Involved Families

Does the entire staff build strong external relationships?

Student Attendance and Mobility



Attendance Rate
Rate at which students are present, not including excused or unexcused absences

Chronic Truancy Rate

Percentage of students who have been absent without valid reasons for 5% or more of regular school days

Student Mobility

Percentage of students who transfer in or out of the school during the school year, not including graduates


WESTCHESTER SD 92-5

Schools in District


School Name	Grades	% Proficient	School Name	Grades	% Proficient
WESTCHESTER INTERMEDIATE SCHOOL	3-5	64%	WESTCHESTER MIDDLE SCHOOL	6-8	62.5%
WESTCHESTER PRIMARY SCHOOL	P-2	-			

District Finance

Instructional Spending per Pupil includes only the activities directly dealing with the teaching of students or the interaction between teachers and students.



Operational Spending per Pupil includes all costs for overall operations in this district, including Instructional Spending, but excluding summer school, adult education, capital expenditures, and long-term debt payments.



Educator Measures

In the last six years, schools in this district have been led by an average of **3 principals** per school. In the last three years, an average of **85% of teachers** return to the same school from one year to the next.

Measures of teacher attendance and proficiency will be added to this report in 2015.

FOR MORE INFORMATION

Visit IllinoisReportCard.com to see additional details about each item of information for this school. There you will find charts spanning multiple years, detailed explanations, resources, more of the school's programs and activities, and powerful tools that let you dig deeper into data.

Most of this data has been collected by ISBE from school districts through data systems. Some information, such as the School Highlights, is entered directly by principals and can be updated throughout the year.

WESTCHESTER PRIMARY SCHOOL

2400 DOWNING AVE WESTCHESTER, IL 60154 5102 (708) 450-2700

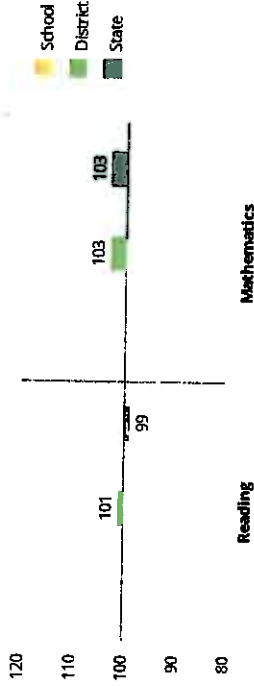
Grades: P-2
District: WESTCHESTER SD 92-5

Principal: Mrs. Lori Henkels
Superintendent: Dr. Michael Dzialo

FAST FACTS

Academic Growth

To measure the amount of academic growth a school's students demonstrate, Illinois compares students' performance on the ISAT from one year to the next. Scores over 100 indicate that students are improving relative to their grade level, for example by moving from Below Standards to Meets Standards.



Academic Success

ISAT % Meets or Exceeds
PSAE % Meets or Exceeds
Graduation Rate
Post Secondary Enrollment
Ready for College Coursework

	School	District	State
ISAT % Meets or Exceeds	-	-	-
PSAE % Meets or Exceeds	-	-	-
Graduation Rate	-	-	86%
Post Secondary Enrollment	-	-	70%
Ready for College Coursework	-	-	43%

ISAT and PSAE show the percentage of students who meet or exceed state standards on these achievement tests.

Graduation Rate is the percentage of students who graduate within 4 years.

Post-Secondary Enrollment is the percentage of students who enroll at colleges and universities.

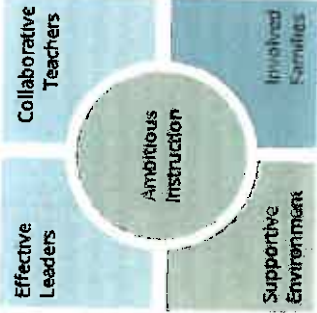
Ready for College Coursework is determined by ACT benchmarks.

Student Characteristics

Characteristic	Percentage
White	43%
Black	21%
Hispanic	31%
Asian	2%
American Indian	0%
Multiracial	3%
Pacific Islander	0%

Characteristic	Percentage
Low Income	32%
English Learners	16%
With Disabilities	18%
Homeless	0%

School Environment



The **5Essentials Survey** allows students in grades 6-12 and all teachers to share their perspectives on essential conditions for learning. The anonymous survey consists of 5 components.



Less Effective Leaders

Do principals and teachers implement a shared vision for success?

Less Collaborative Teachers

Do teachers collaborate to promote professional growth?

Ambitious Instruction

Are the classes challenging and engaging?

Supportive Environment

Is the school safe, demanding, and supportive?

Average Involved Families

Does the entire staff build strong external relationships?

Student Attendance and Mobility

Attendance Rate

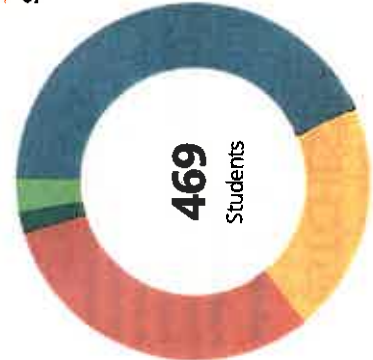

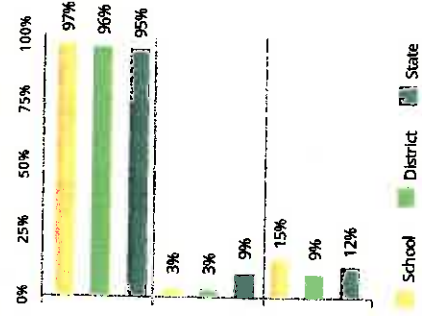
Rate at which students are present, not including excused or unexcused absences

Chronic Truancy Rate

Percentage of students who have been absent without valid reasons for 5% or more of regular school days

Student Mobility

Percentage of students who transfer in or out of the school during the school year, not including graduates



WESTCHESTER PRIMARY SCHOOL

School Highlights

Academic Courses

Westchester Public Schools, District 92%, will apply inquiry-based strategies within the curriculum and foster a culturally responsive, caring and safe environment that addresses the instructional needs of all students while developing leadership skills and opportunities.

Physical Education, Health and Wellness

At Westchester Primary School we strive to teach the whole child, which includes physical education, health and wellness. Our first and second grades participate in the Jump Rope for Heart event each year. In addition, our physical education classes in all grades, compliment learning in the classroom while integrating movement. Maintaining health

Athletics

Other Programs and Activities

Family Reading and Math Nighttime events promoting learning of curriculum and engaging in skill based activities. WPTC, Westchester Parents and Teachers for Children Watch D.O.G.S. (Dads of Great Students) program


School Awards

We are proud to have a National Board Certified staff member serving at Westchester Primary School.


Career Development Courses and Programs

District Finance

Instructional Spending per Pupil includes only the activities directly dealing with the teaching of students or the interaction between teachers and students.



Operational Spending per Pupil includes all costs for overall operations in this school's district, including Instructional Spending, but excluding summer school, adult education, capital expenditures, and long-term debt payments.



Educator Measures

In the last six years, **2 principals** have led this school. In the last three years, an average of **78% of teachers** return to this school from one year to the next.

Measures of teacher attendance and proficiency will be added to this report in 2015.

FOR MORE INFORMATION

Visit IllinoisReportCard.com to see additional details about each item of information for this school. There you will find charts spanning multiple years, detailed explanations, resources, more of the school's programs and activities, and powerful tools that let you dig deeper into data.

Most of this data has been collected by ISBE from school districts through data systems. Some information, such as the School Highlights, is entered directly by principals and can be updated throughout the year.

School Personnel Resources

English as a Second Language Teacher, Paraprofessional, Reading Specialist, School Social Worker, Special Education Teacher, Speech Language Pathology Teacher, Technology Specialist

Facilities

WESTCHESTER INTERMEDIATE SCHOOL

10900 CANTERBURY ST WESTCHESTER, IL 60154-3457 (708) 450-2700

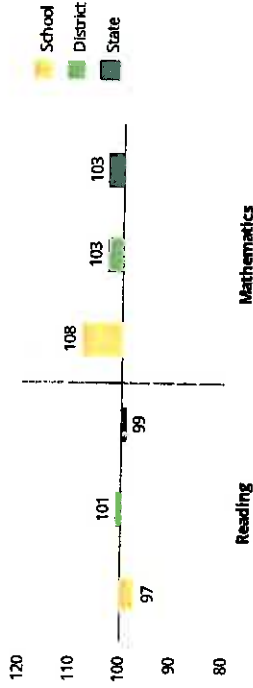
Grades: 3-5
District: WESTCHESTER SD 92-5

Principal: Mr. James Letsos
Superintendent: Dr. Michael Dziallo

FAST FACTS


Academic Growth

To measure the amount of academic growth a school's students demonstrate, Illinois compares students' performance on the ISAT from one year to the next. Scores over 100 indicate that students are improving relative to their grade level, for example by moving from Below Standards to Meets Standards.

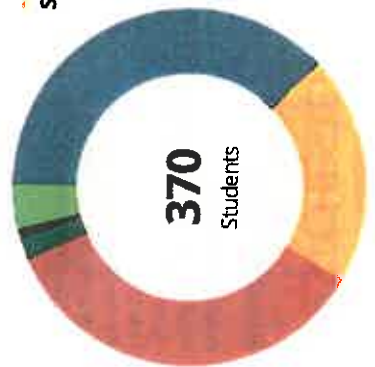



Academic Success

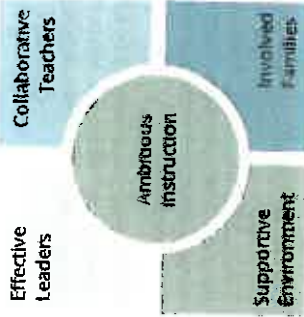
The percentage of students who meet or exceed standards on the Illinois Standards Achievement Test (ISAT).




Student Characteristics



School Environment



The **Essentials Survey** allows students in grades 6-12 and all teachers to share their perspectives on essential conditions for learning. The anonymous survey consists of 5 components.



Least Effective Leaders

Do principals and teachers implement a shared vision for success?

Less Collaborative Teachers

Do teachers collaborate to promote professional growth?

Ambitious Instruction

Are the classes challenging and engaging?

Supportive Environment

Is the school safe, demanding, and supportive?

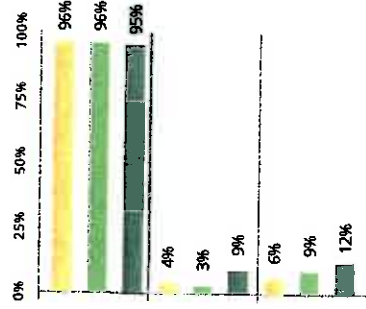
Average Involved Families

Does the entire staff build strong external relationships?

Student Attendance and Mobility

Attendance Rate

Rate at which students are present, not including excused or unexcused absences



Chronic Truancy Rate

Percentage of students who have been absent without valid reasons for 5% or more of regular school days



Student Mobility

Percentage of students who transfer in or out of the school during the school year, not including graduates



WESTCHESTER INTERMEDIATE SCHOOL

School Highlights

Academic Courses

Art, Band, Bi-lingual education, Library/Media, Music, Tech, PE, Reading, Mathematics, Science, Social Studies, ELA Teachers are in housed in self-contained classrooms most of the day. Reading and Math classes switch for skill-level based groupings. There are 14 regular education classrooms, 2 LADSE classrooms, and 2 cross-categorical classrooms.

Physical Education, Health and Wellness

Physical Education is offered two times per week for each of the classes at the Intermediate building. Students are educated in units of study (on a rotating basis from year to year) that include physical fitness, racquet sports, volleyball, soccer, juggling, team-building, jump rope, gymnastics, baseball, basketball, floor hockey, and Kinball.

Other Programs and Activities

Student Council, Chorus, Scrabble Club, Guitar Club, Extended Day Math Club, ELL Club, Extended Day Reading Club, Parent Associations, Family Nights The Intermediate building will also intriduce the WatchD.O.G.S. program. More clubs and activities may be offered as the year progresses due to teacher and/or student interest.

School Awards

Westchester Intermediate School offers the Presidential Academic Award, National Presidential Fitness Award, and a School Citizen of the Year Award. Other awards are given for bringing up individual grades, honor roll (4th and 5th only), and other club participation certificates.

Career Development Courses and Programs

Westchester Intermediate School does not offer Career and Technical Education courses.

Athletics

Athletics is something the Intermediate building is currently building upon. This year will be the second year of basketball for boys and girls offered at school. The two teams consist of approximately 12 players each and are involved in a 5th grade tournament that lasts ten weeks. There are no other competitive sports offered at WIS.

School Personnel Resources


The Intermediate School has introduced a model this year that reflects more classroom support for teachers by incorporating 3 grade-level interventionists/resource teachers that provide Tier II instructional support. Two reading specialists act as Tier 3 intervention support, as well as coaches for classroom teachers.

Facilities

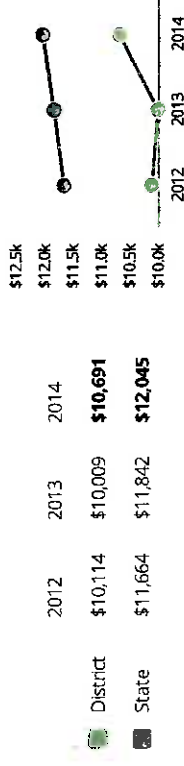
WIS has a gym with a capacity of 717, including chairs on the floor. It is has full size cafeteria with a seating capacity of 209 occupants. In terms of square footage, WIS is the largest building in the District, with the most parking area available for staff and visitors. A field behind the school covers 4 football fields.

District Finance

Instructional Spending per Pupil includes only the activities directly dealing with the teaching of students or the interaction between teachers and students.



Operational Spending per Pupil includes all costs for overall operations in this schools district, including instructional Spending, but excluding summer school, adult education, capital expenditures, and long-term debt payments.



Educator Measures

In the last six years, **5 principals** have led this school. In the last three years, an average of **82% of teachers** return to this school from one year to the next.

Measures of teacher attendance and proficiency will be added to this report in 2015.

FOR MORE INFORMATION

Visit IllinoisReportCard.com to see additional details about each item of information for this school. There you will find charts spanning multiple years, detailed explanations, resources, more of the school's programs and activities, and powerful tools that let you dig deeper into data.

Most of this data has been collected by ISBE from school districts through data systems. Some information, such as the School Highlights, is entered directly by principals and can be updated throughout the year.

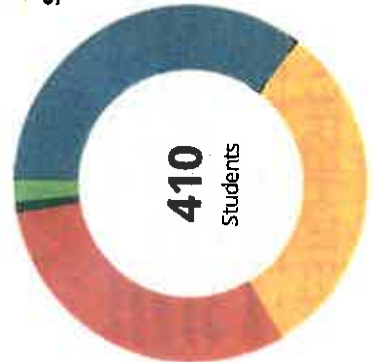

WESTCHESTER MIDDLE SCHOOL

1620 NORFOLK AVE WESTCHESTER, IL 60154 4430 (708) 450-2700

Grades: 6-8
District: WESTCHESTER SD 92-5

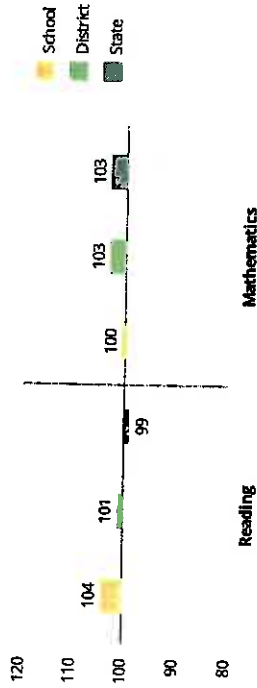
Principal: Mr. Gregory Leban
Superintendent: Dr. Michael Dziello

FAST FACTS



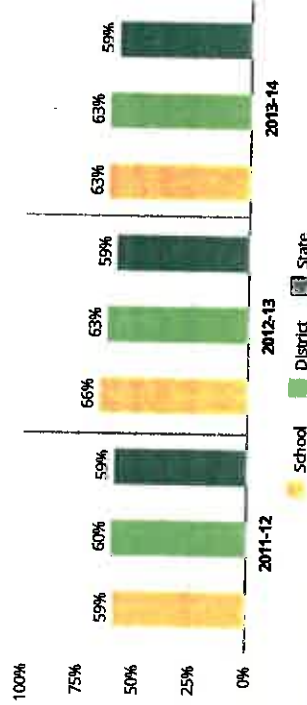
Academic Growth

To measure the amount of academic growth a school's students demonstrate, Illinois compares students' performance on the ISAT from one year to the next. Scores over 100 indicate that students are improving relative to their grade level, for example by moving from Below Standards to Meets Standards.




Academic Success

The percentage of students who meet or exceed standards on the Illinois Standards Achievement Test (ISAT).




Student Characteristics



School Environment



The **5Essentials Survey** allows students in grades 6-12 and all teachers to share their perspectives on essential conditions for learning. The anonymous survey consists of 5 components.



Response Rates
Students: **97%**
Teachers: **83%**

Effective Leaders

Do principals and teachers implement a shared vision for success?

Collaborative Teachers

Do teachers collaborate to promote professional growth?

Ambitious Instruction

Are the classes challenging and engaging?

Supportive Environment

Is the school safe, demanding, and supportive?

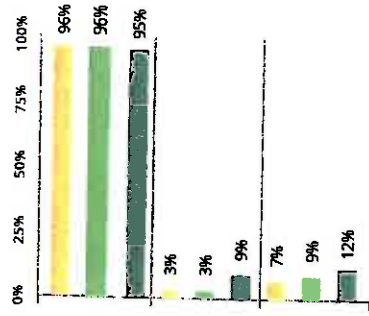
Involved Families

Does the entire staff build strong external relationships?

Student Attendance and Mobility

Attendance Rate

Rate at which students are present, not including excused or unexcused absences



Chronic Truancy Rate

Percentage of students who have been absent without valid reasons for 5% or more of regular school days

Student Mobility

Percentage of students who transfer in or out of the school during the school year, not including graduates



WESTCHESTER MIDDLE SCHOOL

School Highlights

Academic Courses

Home Economics/Family and Consumer Science, Art, General Music, Creative Thinking, Research and Technology, Band, Introductory Spanish (6th Grade) Spanish I (7th/8th Grade), 7th Grade Algebra, 8th Grade Algebra

Career Development Courses and Programs

Career Day is held every other year. There is a career unit taught in the Home Economics class.

Physical Education, Health and Wellness

Health Education is taught as part of the Physical Education class.

Athletics

Boys and Girls have the opportunity in 7th and 8th grade to participate in Basketball, Softball, and Volleyball. A Cheer and Dance team is also available to 7th and 8th graders in the fall/winter. Intramurals is available for all 6th, 7th, and 8th graders.

Other Programs and Activities

Jazz Band, Show Choir, ELL Club, West 40 Math Team, West 40 Speech and Drama, Literacy Night, Family Nights, WPTC, Intergovernmental Agreements with Village and Park District, Art and Sewing Club, Chorus, Musical, Chamber Ensemble, National Junior Honor Society, Reading and Math Support (Extra Innings), Student Council, Yearbook Club

School Personnel Resources

Department Chair, English as a Second Language Teacher, Paraprofessional, Reading Specialist, School Guidance Counselor, School Social Worker, Special Education Teacher, Speech Language Pathology Teacher, Technology Specialist


School Awards

Athletic Teams have won conference championships over the last couple of years. The Speech and Drama and Math teams have also placed second in their competitions. We have also had our Destination Imagination team go to the National competition two years ago.


Facilities

District Finance

Instructional Spending per Pupil includes only the activities directly dealing with the teaching of students or the interaction between teachers and students.



Operational Spending per Pupil includes all costs for overall operations in this school's district, including Instructional Spending, but excluding summer school, adult education, capital expenditures, and long-term debt payments.



Educator Measures

In the last six years, **2 principals** have led this school. In the last three years, an average of **93% of teachers** return to this school from one year to the next.

Measures of teacher attendance and proficiency will be added to this report in 2015.

FOR MORE INFORMATION

Visit IllinoisReportCard.com to see additional details about each item of information for this school. There you will find charts spanning multiple years, detailed explanations, resources, more of the school's programs and activities, and powerful tools that let you dig deeper into data.

Most of this data has been collected by ISBE from school districts through data systems. Some information, such as the School Highlights, is entered directly by principals and can be updated throughout the year.